

# Trinity Oaks Christian Academy

2019-2020  
School Report Card



## **Trinity Oaks Mission Statement**

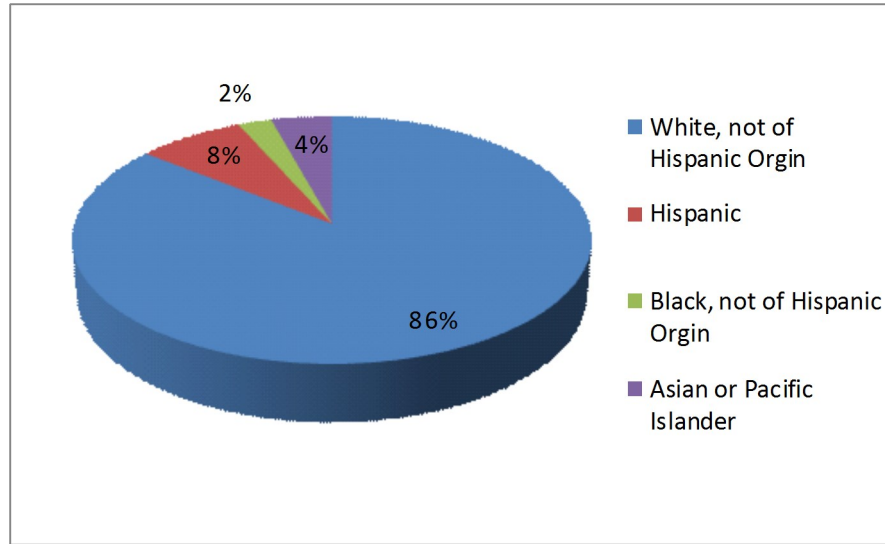
To partner with the Christian home and church in the training of children, maximizing their potential to lead Christian lives according to biblical standards.



**By Student:**

Female	102
Male	108
White	180
Hispanic	16
Asian	9
Black	5

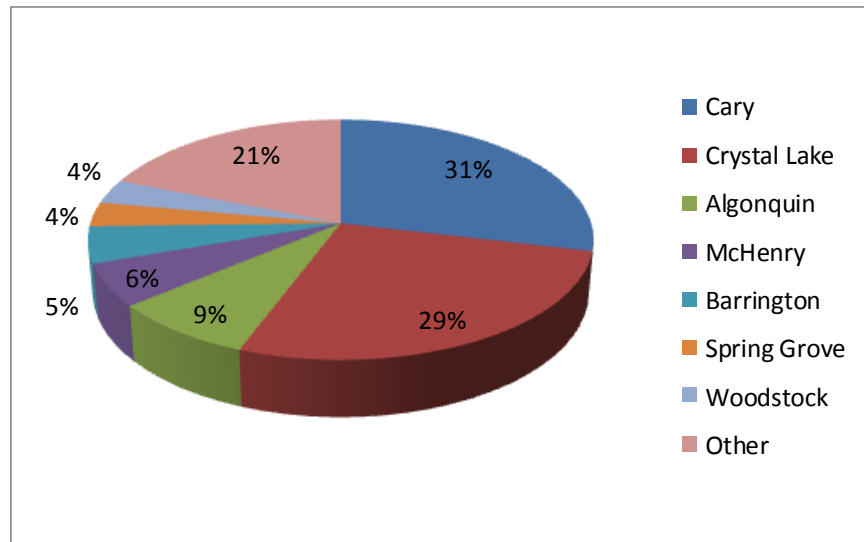
**WHO ATTENDS TOCA?**



**WHERE DO THEY COME FROM?**

**By Family Unit:**

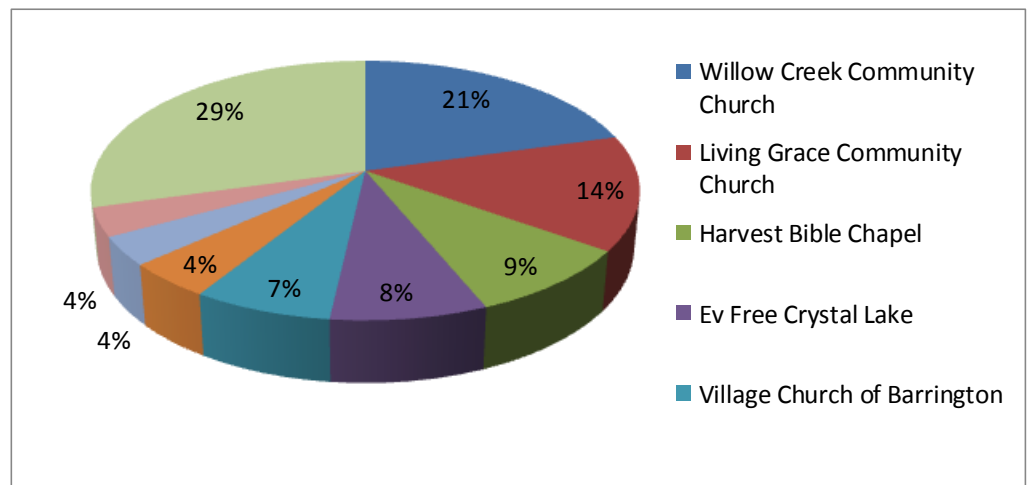
Cary	35
Crystal Lake	33
Algonquin	10
McHenry	7
Barrington	6
Spring Grove	4
Woodstock	4
Other	23



**By Family Unit:**

Willow Creek Community Church	23
Living Grace Community Church	16
Harvest Bible Chapel	10
Ev Free Crystal Lake	9
Village Church of Barrington	8
Calvary Assembly of God	5
Christian Fellowship	4
St. Peter & Paul	4
Other	33

**WHAT CHURCH DO THEY ATTEND?**



## INSTRUCTIONAL SETTING

School Year	PS	PreK	K	1st	2nd	3rd	4th	5th	6th	7th	8th	HS
	Avg Size	Avg Size	Avg Size	Avg Size	Avg Size	Avg Size	Avg Size	Avg Size	Avg Size	Avg Size	Avg Size	Avg Size
2019-20	8	21	25	14	21	15	13	16	8	14	14	41
2018-19	18	24	15	21	15	14	15	11	18	13	8	37
2017-18	16	12	20	13	16	15	10	20	13	11	18	27
2016-17	8	16	10	17	15	9	18	9	12	18	16	14

### TIME DEVOTED TO TEACHING CORE SUBJECTS (Minutes Per Week)

Grade Level	1st	2nd	3rd	4th	5th	6th	7th	8th
<b>Bible</b>	110	150	170	200	150	210	210	210
<b>Mathematics</b>	225	200	200	230	200	210	210	210
<b>Science</b>	80	60	100	160	150	210	210	210
<b>Language Arts*</b>	500	545	595	450	480	420	420	420
<b>Social Studies</b>	60	90	100	160	150	210	210	210

\* Language Arts includes language, reading, spelling, handwriting, and phonics (grades 1-3)

### TEACHER INFORMATION

<b># of Teachers (full &amp; part-time)</b>	<b>Average # Years Teaching Experience</b>	<b>Average # Years Experience at TOCA</b>	<b>% of Teachers with Bachelor's Degrees</b>	<b>% of Teachers with Master's &amp; Above</b>
<b>28</b>	<b>14</b>	<b>7</b>	<b>100%</b>	<b>50%</b>

## 2018-2019 Terra Nova 3 Achievement Test

The following charts present the overall median scores by each grade level of TOCA students compared to students in the same grade level across the nation. The Total Score provides an overall indication (Reading, Language, and Math) of this group's performance.

